



AUTO KERATO-REFRACTOMETER AUTO REFRACTOMETER

KR-8800 / RM-8800



Versatile, User-friendly, Accurate

The new TOPCON 8800 Series of auto refractors and auto kerato refractometers meet the needs of today's demanding eyecare practice!

Simultaneous display of binocular readings

The new color LCD monitor simultaneously displays the readings of both right and left eyes so that the operator can instantly observe all of the pertinent information. Measurement data and settings are displayed in large, color characters on the LCD monitor, dramatically enhancing the operator's visibility.

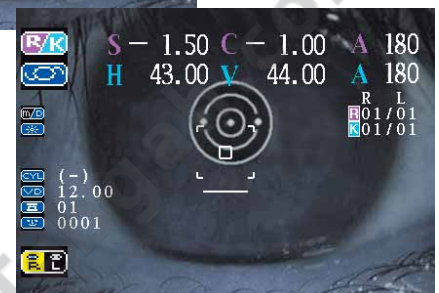
The images shown are from the KR-8800.



Based on the user's preference, many of the items can be configured on the monitor.

Wider Measurement Range!

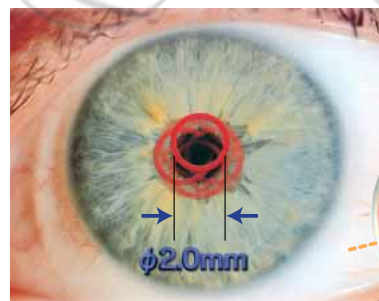
With TOPCON's innovative optical design, the 8800 series auto refractometers and auto kerato-refractometers offer exceptional accuracy with a 20% wider cylindrical measuring range. The new 8800 series' wider range allows measurements to be obtained on patients with up to $\pm 10D$ of astigmatism.



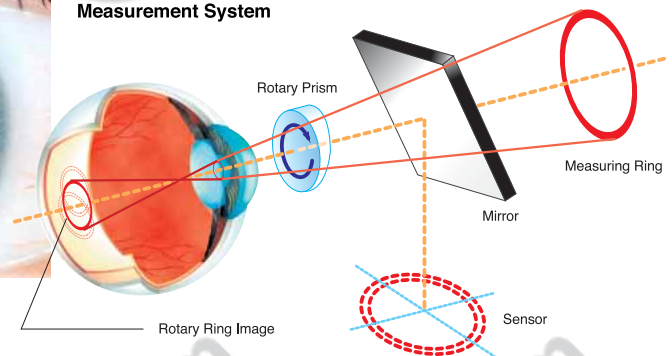
Unmatched Accuracy & Reliability: TOPCON's Rotary Prism Measurement System

The new 8800 series features TOPCON's exclusive Rotary Prism Technology for unmatched accuracy and reliability. The off-centered ring target is able to measure areas that may be occluded by a small diameter pupil. The prism angle enables a much wider area of the retina to be measured.

As a result, the measurement image provides extremely reliable data. The innovative optical design incorporated into the KR/RM-8800 allows for accurate, reliable refraction measurements within a pupil as small as 2.0mm. This means easier and more precise diagnostic results when dealing with glaucoma, asymmetric pupils or elderly patients.



TOPCON's Rotary Prism Measurement System



Faster Measurement

The 8800 series are among the fastest auto refractors in the world. A specially designed CPU enables the 8800 series to significantly reduce the measurement time.

The measurement speed is approximately 30% faster than previous models in keratometric measurements and 20% faster in refraction measurements. This not only saves operation time but also provides more comfort to the patient. *When using the continuous measurement mode.



■ Specifications

	<i>RM-8800</i>	<i>KR-8800</i>
OBJECTIVE REFRACTOMETER MODE		
Sphere	-25D to +22D (0.12D/0.25D)	
Cylinder	0D to ±10D (0.12D/0.25D)	
Axis	0° to 180° (in 1° or 5° steps)	
Minimal pupil diameter	φ 2.0mm	
Target fixation	Auto fog system	
CORNEAL CURVATURE MODE		
Corneal curvature radius	—	5.00 to 10.00mm (0.01mm)
Refraction index	—	1.3375
Corneal refraction	—	67.5D to 33.75D (0.12D/0.25D)
Corneal astigmatism	—	0D to ±10D (0.12D/0.25D)
Corneal astigmatism axial angle	—	0° to 180° (in 1° and 5° steps)
Measuring area	—	3mm with 7.7mm radius
OTHERS		
PD measurement range	85mm max. in 1mm step	
Measurement start	Manual	Auto Start/Manual (selectable)
Measurement display	Color LCD Monitor	
Measurement recording	Built-in printer (Up to 10 measurements of each eye can be stored in memory)	
Alignment	5" LCD	
Vertex distance	0, 12.0 and 13.75mm (selectable)	
Energy saving	Automatic Power Saver Mode when left unused for 10 minutes	
Power supply	100-120V, 220-240V AC, 50/60Hz, 60VA	100-120, 220-240V AC, 50/60Hz, 75VA
Output	RS-232C /USB1.1	
Weight	20.0kg	
Dimensions	275(W) x 475(D) x 450(H)mm	

*Subject to change in design and/or specifications without advanced notice.

IMPORTANT

In order to obtain the best results with this instrument, please be sure to review all user instructions prior to operation.